




ANGUS
POSTE SOUS EAU
MODELE B DN200
Ref : ANB-8




ANGUS
POSTE SOUS EAU
MODELE B DN100
Ref : ANB-6




ANGUS
POSTE SOUS EAU
MODELE B DN100
Ref : ANB-4




ANGUS
POSTE SOUS EAU
MODELE V DN150
Ref : ANV-6



AUTOMATIC SPRINKLEUR ASCOA
POSTE A EAU
MODELE 353 DN200
Ref : 353-8




AUTOMATIC SPRINKLEUR ASCOA
POSTE A EAU
MODELE 353 DN150
Ref : 353-6



AUTOMATIC SPRINKLEUR ASCOA
POSTE A EAU
MODELE 353 DN100
Ref : 353-4



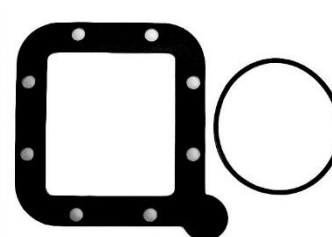
AUTOMATIC SPRINKLEUR ASCOA
KIT DE REPARATION POUR
ACCELERATEUR
Ref : 85-100-1



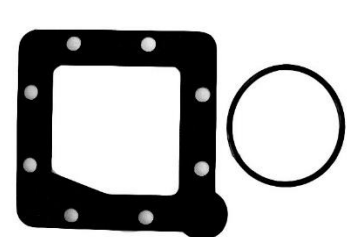
AUTOMATIC SPRINKLEUR ASCOA
POSTE SOUS AIR
MODELE 39 DN150
Ref : 39-6



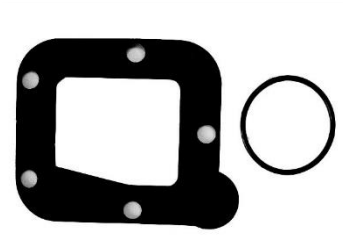
AUTOMATIC SPRINKLEUR ASCOA
POSTE SOUS AIR
MODELE 39 DN100
Ref : 39-4



AUTOMATIC SPRINKLEUR ASCOA
POSTE SOUS EAU
MODELE 153 DN200
Ref : 153-8



AUTOMATIC SPRINKLEUR ASCOA
POSTE SOUS EAU
MODELE 153 DN150
Ref : 153-6



AUTOMATIC SPRINKLEUR ASCOA
POSTE SOUS EAU
MODELE 153 DN100
Ref : 39-4




AUTOMATIC SPRINKLEUR ASCOA
POSTE DELUGE
MODELE D ou F DN65
Ref : 76-25




AUTOMATIC SPRINKLEUR ASCOA
POSTE DELUGE
MODELE D ou F DN150
Ref : 76-6




AUTOMATIC SPRINKLEUR ASCOA
POSTE DELUGE
MODELE D ou F DN100
Ref : 76-4




GRINNELL
POSTE SOUS EAU
MODELE F200 DN200
Ref : FE-8




GRINNELL
POSTE SOUS EAU
MODELE F200 DN150
Ref : FE-6



GRINNELL
POSTE SOUS EAU
MODELE F200 DN100
Ref : FE-4




GW/RELIABLE/JOMOS/ANGUS
POSTE SOUS EAU
MODELE C / C+1 DN200
Ref : BE-8



GW/RELIABLE/JOMOS/ANGUS
POSTE SOUS EAU
MODELE C / C+1 DN150
Ref : BE-6



GW/RELIABLE/JOMOS/ANGUS
POSTE SOUS EAU
MODELE C / C+1 DN100
Ref : BE-4



GW/RELIABLE/JOMOS/ANGUS
POSTE SOUS EAU
MODELE E DN200
Ref : RE-8



GW/RELIABLE/JOMOS/ANGUS
POSTE SOUS EAU
MODELE E DN150
Ref : RE-6



GW/RELIABLE/JOMOS/ANGUS
POSTE SOUS EAU
MODELE E DN100
Ref : RE-4



GW/RELIABLE/JOMOS/ANGUS
POSTE SOUS AIR
MODELE D DN150
Ref : RD-6




GW/RELIABLE/JOMOS/ANGUS
POSTE SOUS AIR
MODELE D DN100
Ref : RD-4




MATHER & PLATT
POSTE SOUS EAU
DN200
Ref : MP-8




MATHER & PLATT
POSTE SOUS EAU
DN150
Ref : MP-6




MATHER & PLATT
POSTE SOUS EAU
DN100
Ref : MP-4




MATTEW HALL
POSTE SOUS EAU
DN150
Ref : MH-6




MATTEW HALL
POSTE SOUS EAU
JOINT DE CLAPET DN100
Ref : MHC-4




MINIMAX
POSTE SOUS EAU
NOUVEAU MODELE DN200
Ref : NM-8



MINIMAX
POSTE SOUS EAU
NOUVEAU MODELE DN150
Ref : NM-6



MINIMAX
POSTE SOUS EAU
NOUVEAU MODELE DN100
Ref : NM-4




MINIMAX
POSTE ALTERNATIF
NOUVEAU MODELE DN150
Ref : MINM-6




MINIMAX
POSTE SOUS EAU
ANCIEN MODELE DN200
TOTAL WALTHER
MODELE NV DN200
Ref : AM-8




MINIMAX
POSTE SOUS EAU
ANCIEN MODELE DN150
TOTAL WALTHER
MODELE NV DN150
Ref : AM-6



MINIMAX
POSTE SOUS EAU
ANCIEN MODELE DN100
TOTAL WALTHER
MODELE NV DN100
Ref : AM-4



RELIABLE / GW
POSTE DELUGE
MODELE B DN150
Ref : RBD-6




RELIABLE / GW
POSTE DELUGE
MODELE B DN100
Ref : RBD-4




RELIABLE / GW
POSTE SOUS AIR
MODELE B DN150
Ref : RB-6




RELIABLE / GW
POSTE SOUS AIR
MODELE B DN100
Ref : RB-4



ROLLAND
POSTE SOUS EAU
DN200
Ref : RL-8



ROLLAND
POSTE SOUS EAU
DN150
Ref : RL-6




ROLLAND
POSTE SOUS EAU
DN80 & DN100
Ref : RL-34




SAVAL
POSTE ALTERNATIF
avant 1978 DN150
Ref : SVA 06



SAVAL
POSTE ALTERNATIF
avant 1978 DN100
Ref : SVA 04




SAVAL
POSTE SOUS EAU
avant 1978 DN150
Ref : SVE 06




SAVAL
POSTE SOUS EAU
avant 1978 DN100
Ref : SVE 04



STAR
POSTE SOUS EAU
MODELE F DN200
Ref : ST-8



STAR
POSTE SOUS EAU
MODELE F DN150
Ref : ST-6



STAR
POSTE SOUS EAU
MODELE F DN100
Ref : ST-4



VIKING
POSTE SOUS EAU
MODELE J1 DN150
Ref : VIK-J1-8



VIKING
POSTE SOUS EAU
MODELE J1 DN150
Ref : VIK-J1-6



VIKING
POSTE SOUS EAU
MODELE J1 DN100
Ref : VIK-J1-4